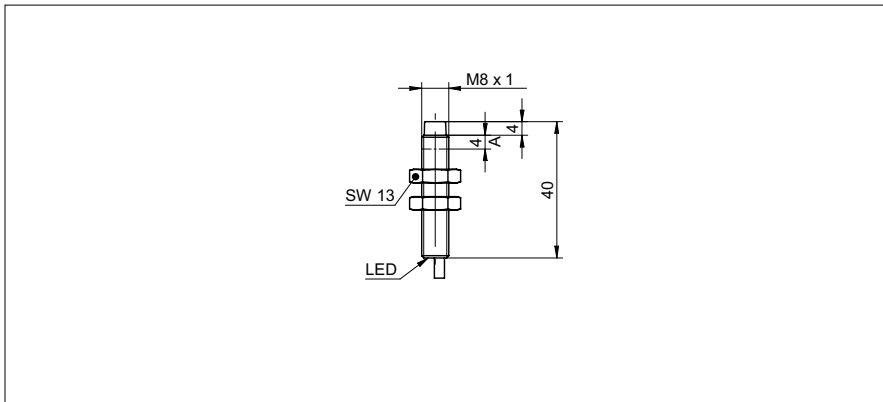


Inductive proximity switch

IR08.P06S-N40.PC1Z.7SCV

dimension drawing



general data

mounting type	non-flush
special type	enhanced distance (GammaProx)
nominal sensing distance S_n	6 mm
temperature drift	$\pm 10\%$ (0 ... +60 °C) $\pm 15\%$ (-25 ... +75 °C)
hysteresis	3 ... 20 % of S_r
output indicator	LED red
correction factor typ.	mild steel 100 %, stainless steel 80 %, aluminum 50 %

electrical data

switching frequency	< 400 Hz
voltage supply range +Vs	6 ... 36 VDC
current consumption max. (no load)	12 mA
output circuit	PNP break function (NC)
voltage drop V_d	< 2 VDC
output current	< 100 mA
short circuit protection	yes
reverse polarity protection	yes

mechanical data

type	cylindrical threaded
material (sensing face)	PBT
housing material	stainless steel
dimension	8 mm
housing length	40 mm
connection types	cable, 2 m
tightening torque max.	10 Nm (A: 7 Nm)

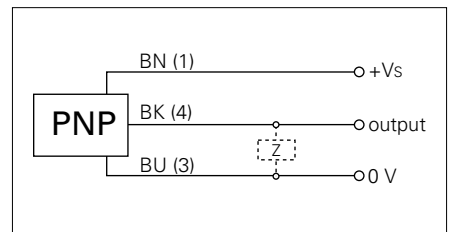
ambient conditions

operating temperature	-25 ... +75 °C
protection class	IP 67

photo



connection diagram

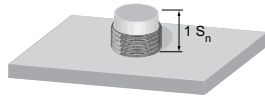
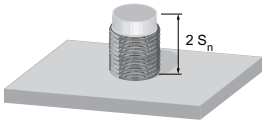


• triple sensing distance

Inductive proximity switch

IR08.P06S-N40.PC1Z.7SCV

Correction factors for different mounting situations (approximate values)



Mounting material	Correction factor
Mild steel	100 %
Stainless steel	100 %
Aluminum	100 %

Mounting material	Correction factor
Mild steel	110 %
Stainless steel	95 %
Aluminum	90 %

Mounting material	Correction factor
Mild steel	not possible
Stainless steel	95 %
Aluminum	80 %