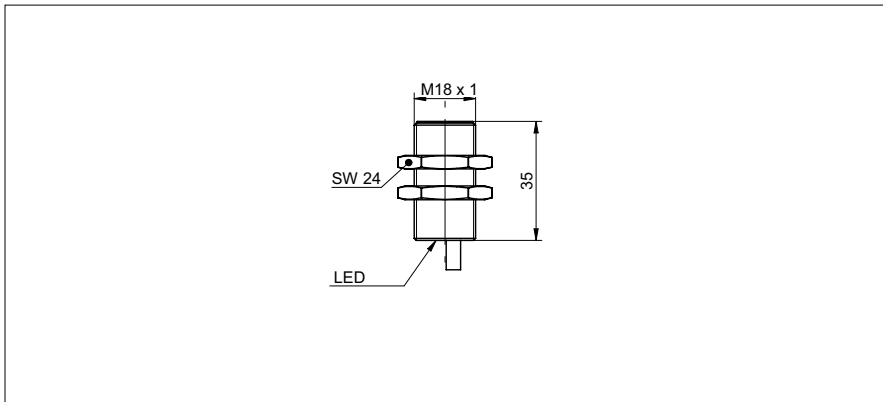


**Inductive proximity switch**

**IR18.P12S-F35.PC1Z.7BCV**

**dimension drawing**



**general data**

mounting type	flush
special type	enhanced distance (GammaProx)
nominal sensing distance $S_n$	12 mm
temperature drift	$\pm 10 \%$
hysteresis	3 ... 20 % of $S_r$
output indicator	LED red
correction factor typ.	mild steel 100 %, stainless steel 70 %, aluminum 40 %

**electrical data**

switching frequency	< 400 Hz
voltage supply range +Vs	6 ... 36 VDC
current consumption max. (no load)	10 mA
output circuit	PNP break function (NC)
voltage drop Vd	< 2 VDC
output current	< 100 mA
short circuit protection	yes
reverse polarity protection	yes

**mechanical data**

type	cylindrical threaded
material (sensing face)	PBT
housing material	brass nickel plated
dimension	18 mm
housing length	35 mm
connection types	cable, 2 m
tightening torque max.	40 Nm

**ambient conditions**

operating temperature	-25 ... +75 °C
protection class	IP 67

**photo**



**connection diagram**

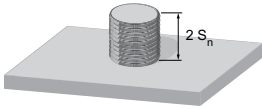


- increased sensing distance

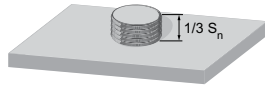
**Inductive proximity switch**

**IR18.P12S-F35.PC1Z.7BCV**


**Correction factors for different mounting situations (approximate values)**



Mounting material	Correction factor
Mild steel	100 %
Stainless steel	100 %
Aluminum	100 %



Mounting material	Correction factor
Mild steel	105 %
Stainless steel	95 %
Aluminum	95 %



Mounting material	Correction factor
Mild steel	not possible
Stainless steel	110 %
Aluminum	65 %