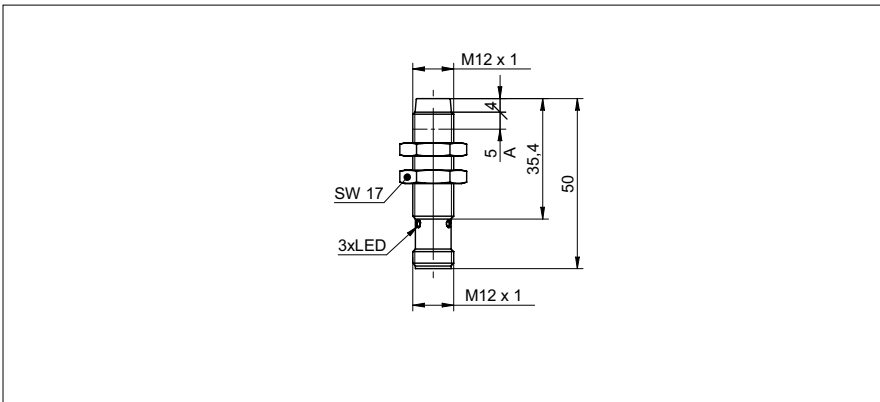


**Inductive proximity switch**

**IR12.P10S-N40.PC1Z.7BCV**

**dimension drawing**



**general data**

|                                |  |
|--------------------------------|--|
| mounting type                  | non-flush  |
| special type                   | enhanced distance (GammaProx)                            |
| nominal sensing distance $S_n$ | 10 mm  |
| temperature drift              | $\pm 10\%$ (0 ... +60 °C)<br>$\pm 15\%$ (-25 ... +75 °C) |
| hysteresis                     | 3 ... 20 % of $S_r$                                      |
| output indicator               | LED red  |
| correction factor typ.         | mild steel 100 %, stainless steel 75 %, aluminum 50 %    |

**electrical data**

|                                    |                         |
|------------------------------------|-------------------------|
| switching frequency                | < 1,5 kHz               |
| voltage supply range +Vs           | 6 ... 36 VDC            |
| current consumption max. (no load) | 10 mA                   |
| output circuit                     | PNP break function (NC) |
| voltage drop $V_d$                 | < 2 VDC                 |
| output current                     | < 100 mA                |
| short circuit protection           | yes                     |
| reverse polarity protection        | yes                     |

**mechanical data**

|                         |                      |
|-------------------------|----------------------|
| type                    | cylindrical threaded |
| material (sensing face) | PBT                  |
| housing material        | brass nickel plated  |
| dimension               | 12 mm                |
| housing length          | 40 mm                |
| connection types        | cable, 2 m           |
| tightening torque max.  | 15 Nm (A: 10 Nm)     |

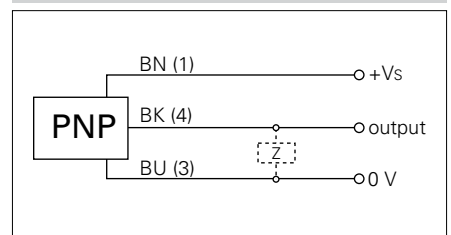
**ambient conditions**

|                       |                |
|-----------------------|----------------|
| operating temperature | -25 ... +75 °C |
| protection class      | IP 67          |

**photo**



**connection diagram**

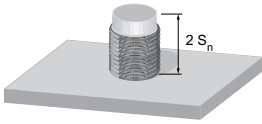


- increased sensing distance

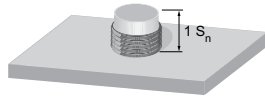
**Inductive proximity switch**

**IR12.P10S-N40.PC1Z.7BCV**

**Correction factors for different mounting situations (approximate values)**



| Mounting material | Correction factor |
|-------------------|-------------------|
| Mild steel        | 100 %             |
| Stainless steel   | 100 %             |
| Aluminum          | 100 %             |



| Mounting material | Correction factor |
|-------------------|-------------------|
| Mild steel        | 105 %             |
| Stainless steel   | 100 %             |
| Aluminum          | 100 %             |



| Mounting material | Correction factor |
|-------------------|-------------------|
| Mild steel        | not possible      |
| Stainless steel   | not possible      |
| Aluminum          | 90 %              |