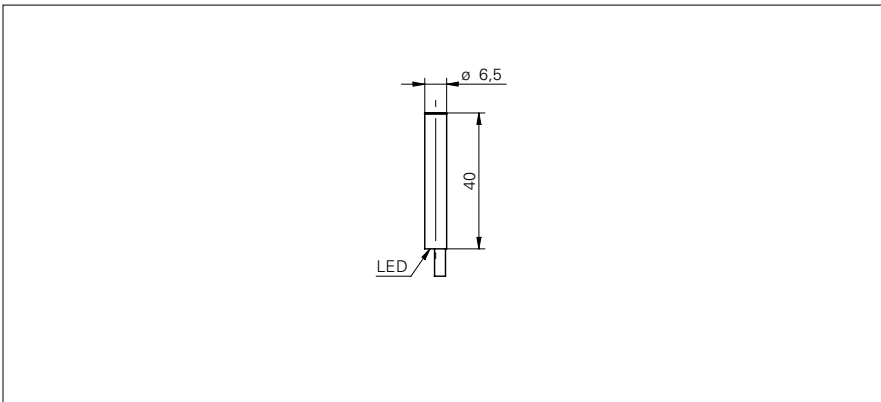


Inductive proximity switch

IR06.P03S-F40.PC1Z.7SCV

dimension drawing



general data

mounting type	flush
special type	enhanced distance (GammaProx)
nominal sensing distance S_n	3 mm
temperature drift	$\pm 10 \%$
hysteresis	3 ... 20 % of S_r
output indicator	LED red
correction factor typ.	mild steel 100 %, stainless steel 65 %, aluminum 30 %

electrical data

switching frequency	< 2 kHz
voltage supply range +Vs	6 ... 36 VDC
current consumption max. (no load)	10 mA
output circuit	PNP break function (NC)
voltage drop Vd	< 2 VDC
output current	< 100 mA
short circuit protection	yes
reverse polarity protection	yes

mechanical data

type	cylindrical smooth
material (sensing face)	PBT
housing material	stainless steel
dimension	6,5 mm
housing length	40 mm
connection types	cable, 2 m

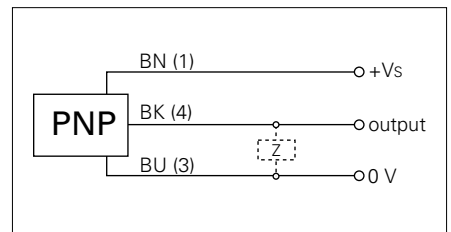
ambient conditions

operating temperature	-25 ... +75 °C
protection class	IP 67

photo



connection diagram

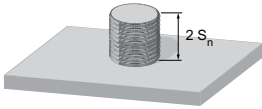


• triple sensing distance

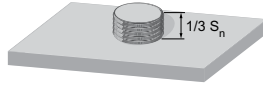
Inductive proximity switch

IR06.P03S-F40.PC1Z.7SCV


Correction factors for different mounting situations (approximate values)



Mounting material	Correction factor
Mild steel	100 %
Stainless steel	100 %
Aluminum	100 %



Mounting material	Correction factor
Mild steel	85 %
Stainless steel	65 %
Aluminum	55 %



Mounting material	Correction factor
Mild steel	90 %
Stainless steel	60 %
Aluminum	45 %