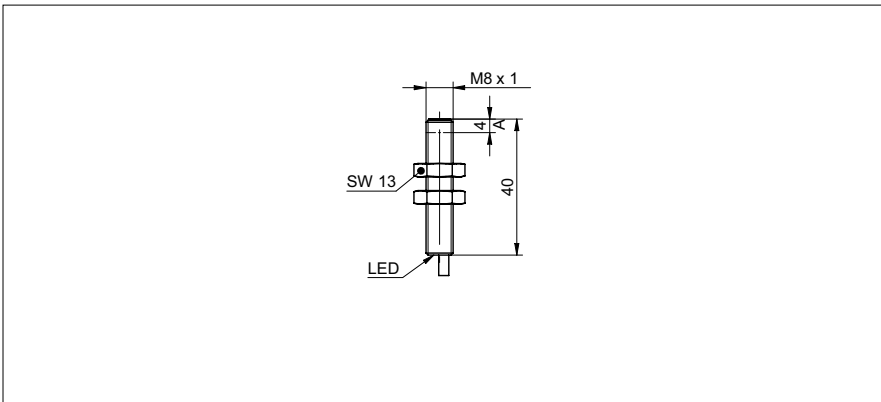


**Inductive proximity switch**

**IR08.P03S-F40.NC1Z.7SCV**

**dimension drawing**



**general data**

mounting type	flush
special type	enhanced distance (GammaProx)
nominal sensing distance $S_n$	3 mm
temperature drift	$\pm 10 \%$
hysteresis	3 ... 20 % of $S_r$
output indicator	LED red
correction factor typ.	mild steel 100 %, stainless steel 65 %, aluminum 30 %

**electrical data**

switching frequency	< 2 kHz
voltage supply range +Vs	6 ... 36 VDC
current consumption max. (no load)	10 mA
output circuit	NPN break function (NC)
voltage drop Vd	< 2 VDC
output current	< 100 mA
short circuit protection	yes
reverse polarity protection	yes

**mechanical data**

type	cylindrical threaded
material (sensing face)	PBT
housing material	stainless steel
dimension	8 mm
housing length	40 mm
connection types	cable, 2 m
tightening torque max.	10 Nm (A: 7 Nm)

**ambient conditions**

operating temperature	-25 ... +75 °C
protection class	IP 67

**photo**



**connection diagram**

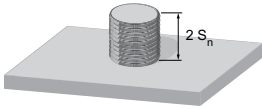


- triple sensing distance

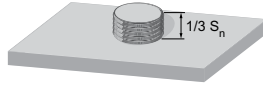
**Inductive proximity switch**

**IR08.P03S-F40.NC1Z.7SCV**


**Correction factors for different mounting situations (approximate values)**



Mounting material	Correction factor
Mild steel	100 %
Stainless steel	100 %
Aluminum	100 %



Mounting material	Correction factor
Mild steel	100 %
Stainless steel	90 %
Aluminum	85 %



Mounting material	Correction factor
Mild steel	100 %
Stainless steel	80 %
Aluminum	70 %